

# New ThermoFisher Workstation & Motorized Height Adjustment Lab Bench



## Modular Leg Design



# Competitive Advantages

- Available in 5 top selections:
  - Chemical Resistant Phenolic Resin Top
  - Non Dissipative Top
  - ISO-5 / Class 100 Cleanroom Top
  - ESD / Dissipative Cleanroom Top
  - Grade 304 Stainless Steel Top
- Fully customizable configurations: size, color, and accessories with 3D drawing to meet various applications
- ISO 14644-1, OSHA, ADA, ANSI, BIFMA, ESDA, DIN, ENs, CE, and GSA compliant
- Heavy duty defense and military biotech grade material
- Structured for holding ovens and laminar flow hoods
- ESD Dissipative system\* w/ built-in wrist strap jack for medical and microelectronic testing areas
- 5 business day lead time
- 25 year unconditional manufacturer warranty

## Recessed Leg Design



# Modular and Recessed Workstation

- 6" height adjustable range
- 30" – 36" height work surface, ergonomic position for sitting or standing
- Non marking leveling glide for un-even floors
- 5 minute assembly
- 6,000 Lb. capacity

## Motorized Lift Design



# Motorized Height Adjustable Lab Bench


- 12" height adjustment range at a push of a button
- 30" – 42" smooth height adjustment, suitable for vibration-sensitive test equipment, delicate fluid and burner
- Sealed and thermally protected motorized lifters for medical and cleanroom controlled environment
- 5 minute assembly
- 1,000 Lb. capacity

# Competitor Comparison




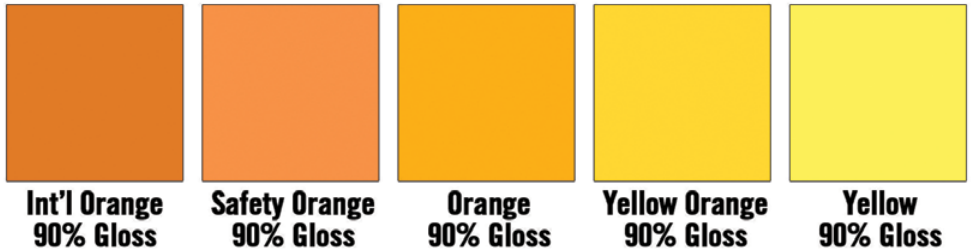
	 <small>encouraging new discovery... Worldwide</small>	 <small>HUMAN WORKSPACE</small>	 <small>Critical Environment Solutions</small>	
<b>Assembly Time</b>	25+ Minutes	25+ Minutes	N/A	5 Minutes
<b>30x60 Standard Bench</b>	\$\$\$\$	\$\$\$	\$\$\$	\$\$
<b>Leg Structure</b>	Tubing	Tubing	Tubing	Tube With .25" Thick Welded Plate
<b>Class 100 ISO-5 Cleanroom</b>	Yes	Yes	Yes	Yes
<b>Weight Capacity</b>	750 Lbs.	1,500 Lbs.	N/A	5,000 Lbs.
<b>ESD Sytem* (Wrist Strap Jack)</b>	None	None	None	Built-In (No Charge)
<b>Custom Shipping Pallets</b>	No	No	No	Included (No Charge)
<b>Custom Lead Time</b>	8+ Weeks	6 - 8 Weeks	N/A	5 Days
<b>Warranty</b>	1 Year Limited	5 Year Limited	1 Year Limited	25 Year <u>Unconditional</u>

## Standard Frame Colors



BenchPro uses only the finest American made components including Cardinal Power Coatings with a name recognized around the world as the premier manufacturer of high quality liquid and powder industrial coatings.

## Non-Standard Frame Colors (Extra Charge)



## Laminate Colors



ESD Worksurfaces include: LisStat™ Dissipative Laminate, which meets ANSI/ESD s20.20 requiring RTG<190> Ω per ESD s4.1.

## Standard Laminate Colors

